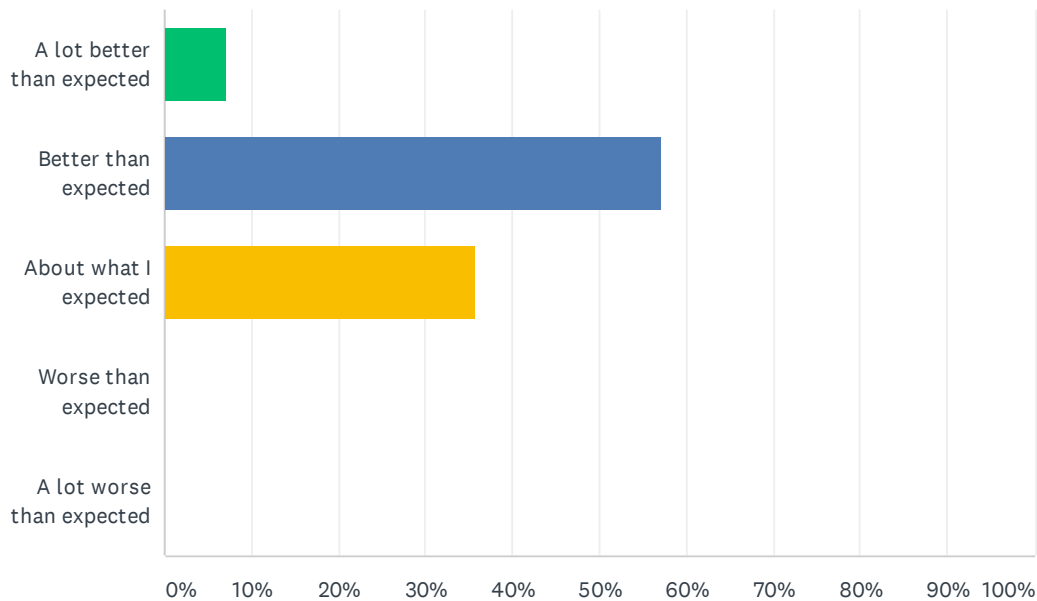


## Q1 Overall, how did this CLE meet your expectations? Was it...

Answered: 14 Skipped: 0

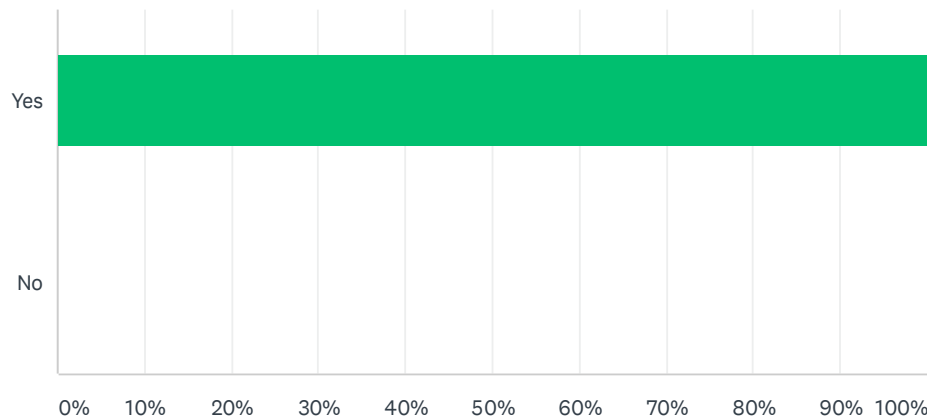


ANSWER CHOICES	RESPONSES	
A lot better than expected	7.14%	1
Better than expected	57.14%	8
About what I expected	35.71%	5
Worse than expected	0.00%	0
A lot worse than expected	0.00%	0
<b>TOTAL</b>		<b>14</b>

#	BELOW, PLEASE ENTER ANY OBSERVATIONS REGARDING SPECIFIC SESSIONS AT THE CLE:	DATE
1	McGovern was outstanding	10/15/2019 5:35 PM
2	pretty meaty	9/23/2019 5:55 PM
3	Every presentation was strong, but the Opportunity Zone discussion was very difficult to follow.	9/23/2019 1:02 PM
4	Some of the slides were hard to see because they were too faint.	9/23/2019 12:38 PM

## Q2 Was this CLE relevant to your practice area?

Answered: 14 Skipped: 0



ANSWER CHOICES	RESPONSES	
Yes	100.00%	14
No	0.00%	0
TOTAL		14

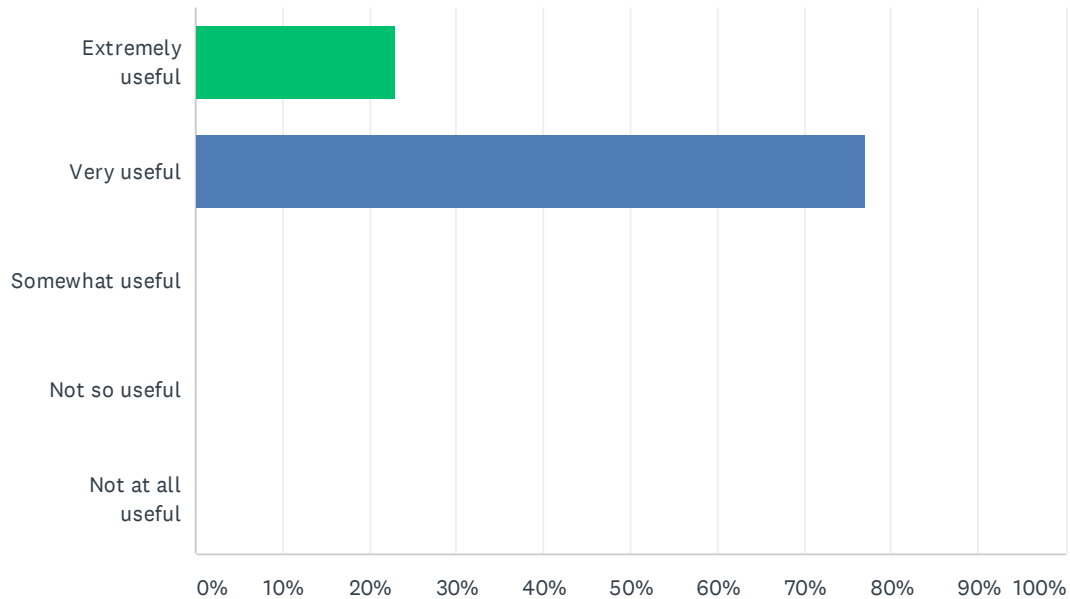
### Q3 Why wasn't this CLE relevant to your practice area?

Answered: 0   Skipped: 14

#	RESPONSES	DATE
	There are no responses.	

## Q4 How useful was the content presented?

Answered: 13 Skipped: 1



ANSWER CHOICES	RESPONSES	
Extremely useful	23.08%	3
Very useful	76.92%	10
Somewhat useful	0.00%	0
Not so useful	0.00%	0
Not at all useful	0.00%	0
TOTAL		13

#	IN WHAT WAY?	DATE
1	Good update on federal law; great introduction to tax office; discussion of D&O's very helpful	9/23/2019 1:04 PM
2	I receive questions about NM tax on a frequent basis in my practice.	9/23/2019 12:40 PM
3	Advised about updates in the law and practical application	9/23/2019 12:32 PM

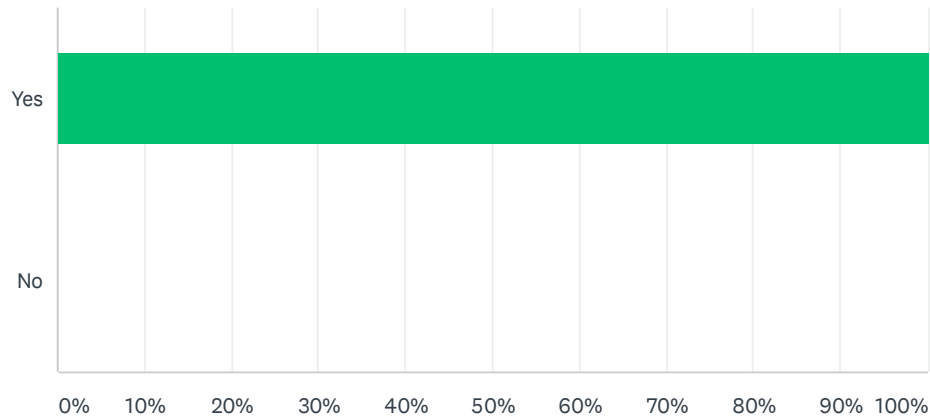
## Q5 What strategy or tool did you learn that you will put to use immediately?

Answered: 5   Skipped: 9

#	RESPONSES	DATE
1	N/A	9/24/2019 3:05 PM
2	Annual update is very helpful. Also, hearing from agency personnel.	9/23/2019 4:50 PM
3	some of the information in the federal tax update	9/23/2019 2:45 PM
4	The detailed updates on the 2017 Tax Act revisions	9/23/2019 1:04 PM
5	NM Tax & Revenue Dept seems to be more taxpayer friendly with the new administration.	9/23/2019 12:40 PM

## Q6 Did the content of this session meet the stated learning objectives?

Answered: 13 Skipped: 1



ANSWER CHOICES		RESPONSES	
Yes		100.00%	13
No		0.00%	0
TOTAL			13

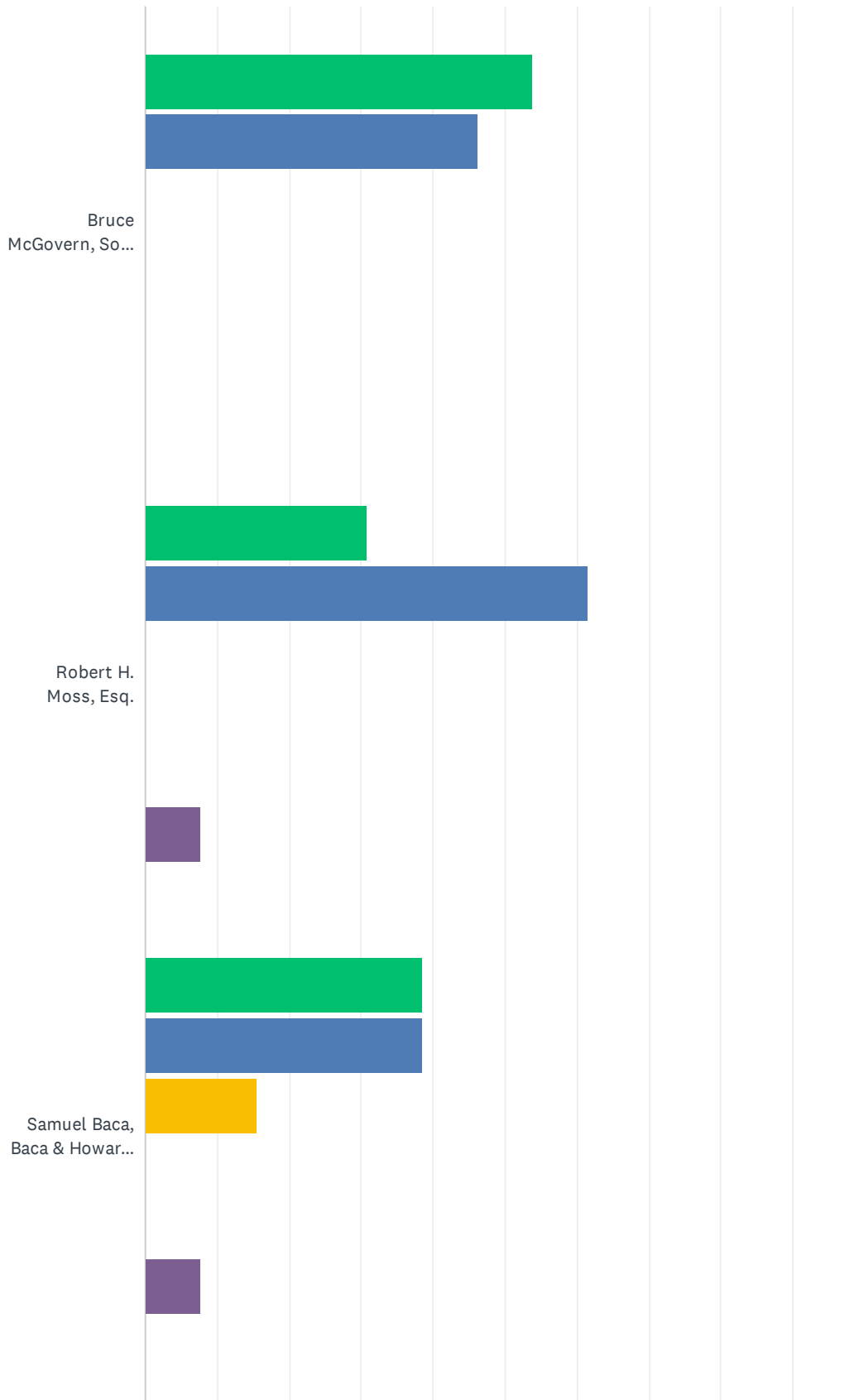
## Q7 In what way did this CLE fail to meet your learning goals?

Answered: 0   Skipped: 14

#	RESPONSES	DATE
	There are no responses.	

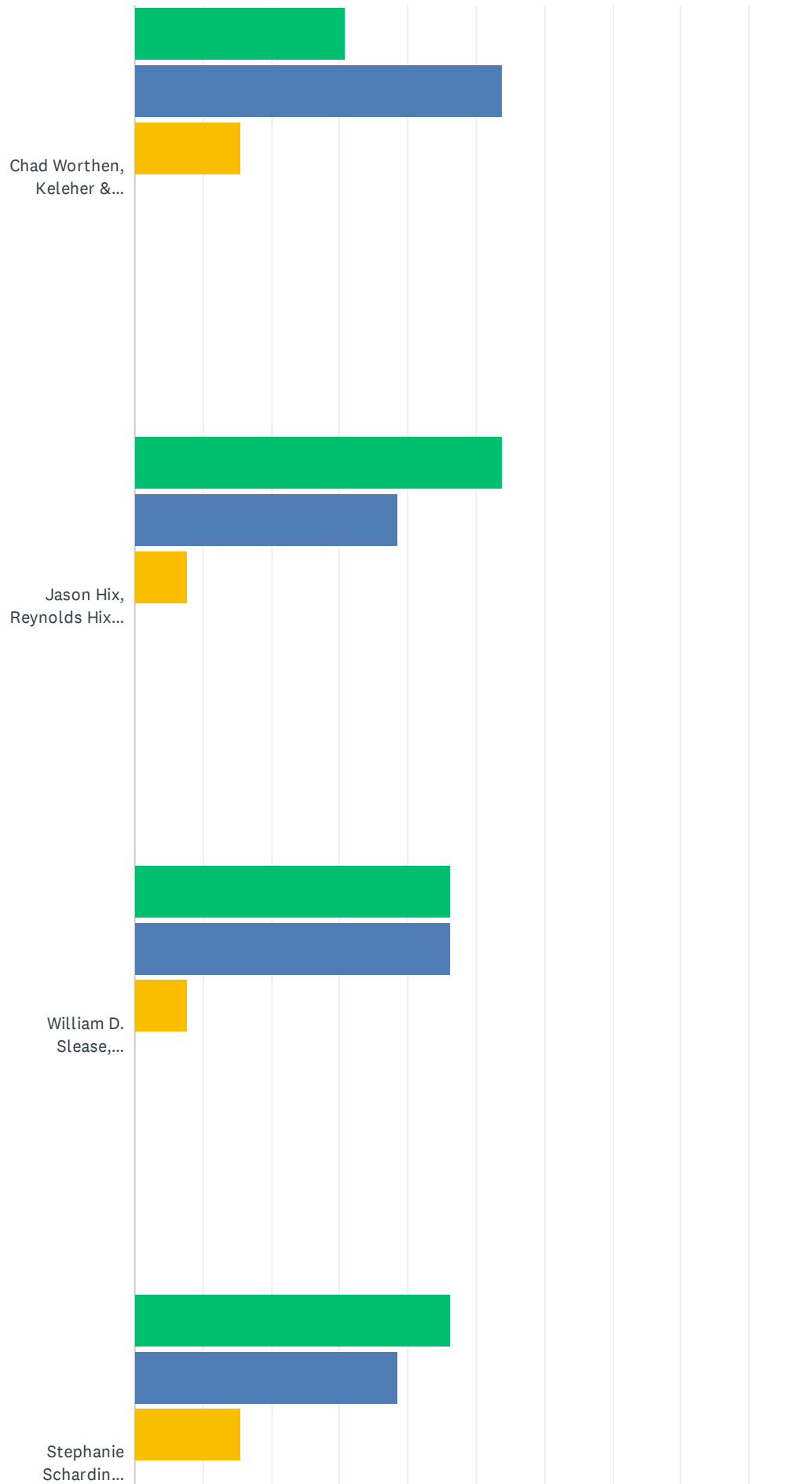
## Q8 Please rate the effectiveness of each faculty member:

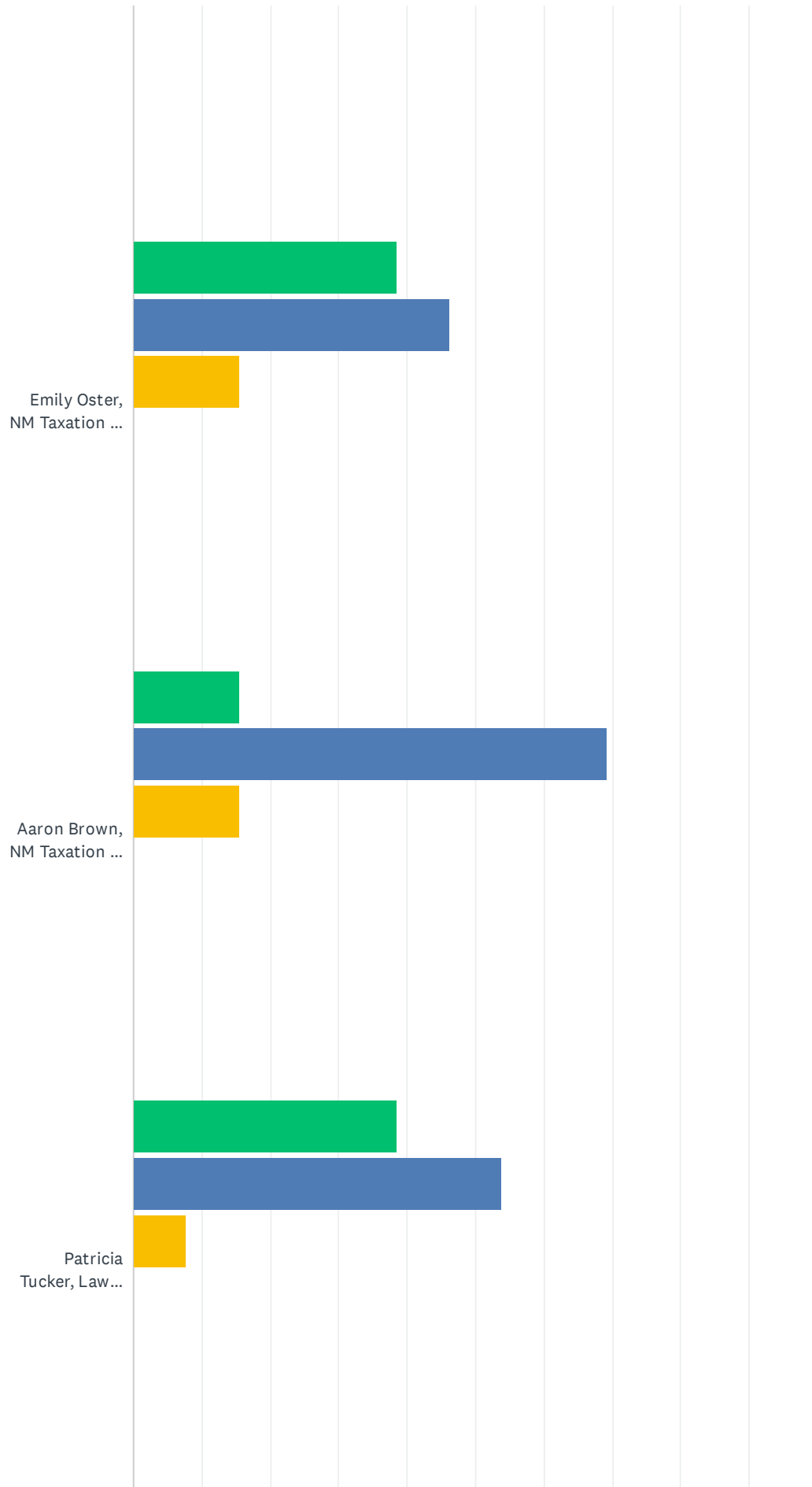
Answered: 13 Skipped: 1



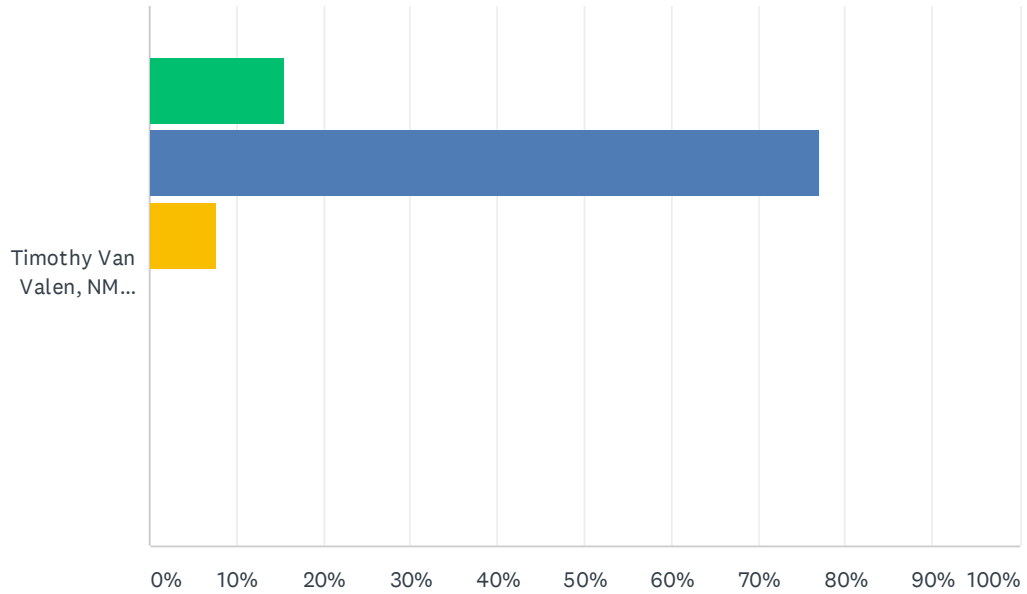


# 2019 CLE Survey - 2019 Tax Symposium





## 2019 CLE Survey - 2019 Tax Symposium



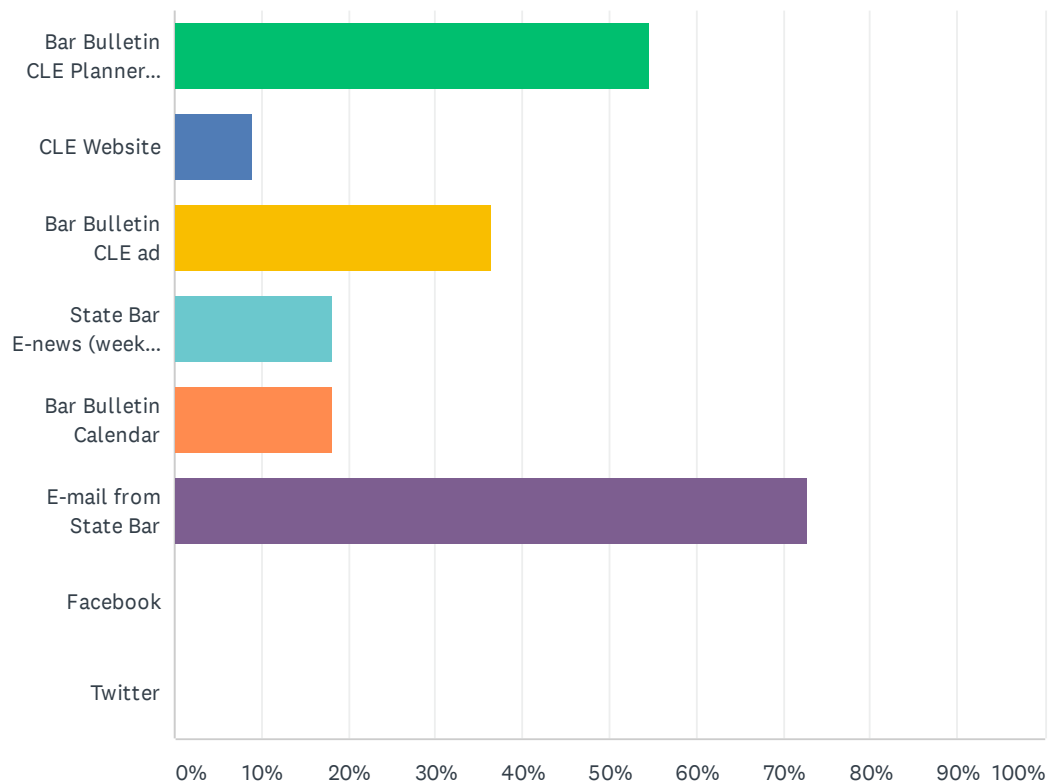
Extremely effective   Very effective   Somewhat effective  
Not so effective   Not at all effective   N/A

## 2019 CLE Survey - 2019 Tax Symposium

	EXTREMELY EFFECTIVE	VERY EFFECTIVE	SOMEWHAT EFFECTIVE	NOT SO EFFECTIVE	NOT AT ALL EFFECTIVE	N/A	TOTAL	WEIGHTED AVERAGE
Bruce McGovern, South Texas College of Law	53.85% 7	46.15% 6	0.00% 0	0.00% 0	0.00% 0	0.00% 0	13	4.54
Robert H. Moss, Esq.	30.77% 4	61.54% 8	0.00% 0	0.00% 0	0.00% 0	7.69% 1	13	4.33
Samuel Baca, Baca & Howard PC	38.46% 5	38.46% 5	15.38% 2	0.00% 0	0.00% 0	7.69% 1	13	4.25
Chad Worthen, Keleher & McLeod PA	30.77% 4	53.85% 7	15.38% 2	0.00% 0	0.00% 0	0.00% 0	13	4.15
Jason Hix, Reynolds Hix & Co	53.85% 7	38.46% 5	7.69% 1	0.00% 0	0.00% 0	0.00% 0	13	4.46
William D. Slease, Disciplinary Board of the New Mexico Supreme Court	46.15% 6	46.15% 6	7.69% 1	0.00% 0	0.00% 0	0.00% 0	13	4.38
Stephanie Schardin Clarke, NM Taxation and Revenue Department	46.15% 6	38.46% 5	15.38% 2	0.00% 0	0.00% 0	0.00% 0	13	4.31
Emily Oster, NM Taxation and Revenue Department	38.46% 5	46.15% 6	15.38% 2	0.00% 0	0.00% 0	0.00% 0	13	4.23
Aaron Brown, NM Taxation and Revenue Department	15.38% 2	69.23% 9	15.38% 2	0.00% 0	0.00% 0	0.00% 0	13	4.00
Patricia Tucker, Law Office of Patricia Tucker PC	38.46% 5	53.85% 7	7.69% 1	0.00% 0	0.00% 0	0.00% 0	13	4.31
Timothy Van Valen, NM Taxation and Revenue Department	15.38% 2	76.92% 10	7.69% 1	0.00% 0	0.00% 0	0.00% 0	13	4.08

## Q9 How would you like to receive information about future CLE programs?

Answered: 11 Skipped: 3



ANSWER CHOICES		RESPONSES	
Bar Bulletin CLE Planner (color insert)		54.55%	6
CLE Website		9.09%	1
Bar Bulletin CLE ad		36.36%	4
State Bar E-news (weekly e-newsletter)		18.18%	2
Bar Bulletin Calendar		18.18%	2
E-mail from State Bar		72.73%	8
Facebook		0.00%	0
Twitter		0.00%	0
Total Respondents: 11			

#	OTHER (PLEASE SPECIFY)	DATE
1	Animal law	9/23/2019 12:44 PM

## Q10 In what ways can the Center for Legal Education improve your learning experience?

Answered: 2   Skipped: 12

#	RESPONSES	DATE
1	For Webinar attendees please be a little more clear on breaks during the session so as not to miss anything in the presentation	9/23/2019 1:06 PM
2	Review the slides of the presenters and view them from the audience - is the font size big enough? Is the style of the slide readable? Is the type too faint?	9/23/2019 12:44 PM

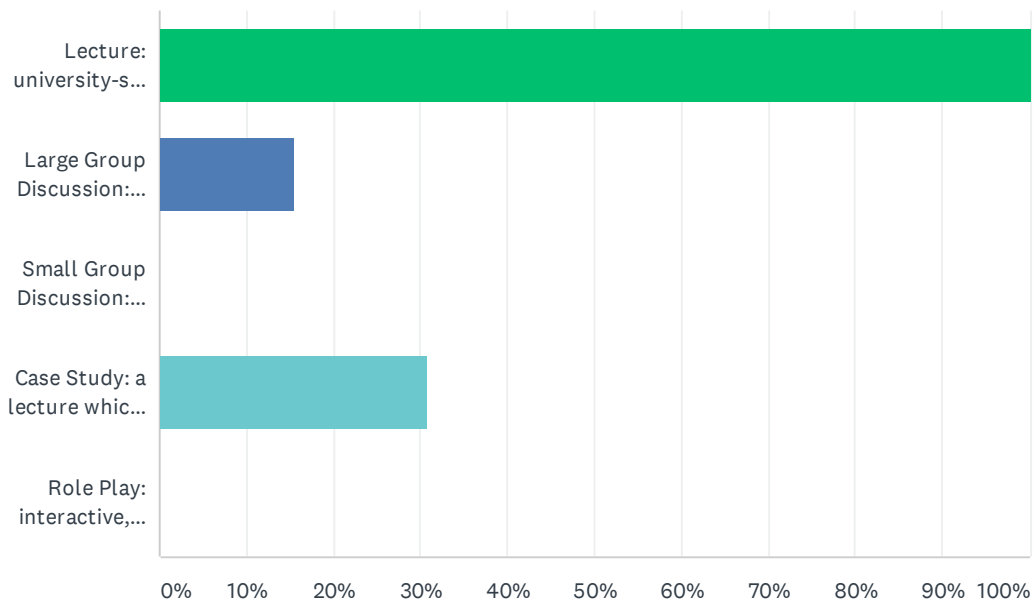
## Q11 What other topics and presenters would you like to see at future CLE programs?

Answered: 2   Skipped: 12

#	RESPONSES	DATE
1	technology, labor and employment, law office management	9/24/2019 3:09 PM
2	Animal law; social media; privacy concerns with social media.	9/23/2019 12:44 PM

## Q12 I prefer the following types of learning methods (please see descriptions below):

Answered: 13 Skipped: 1

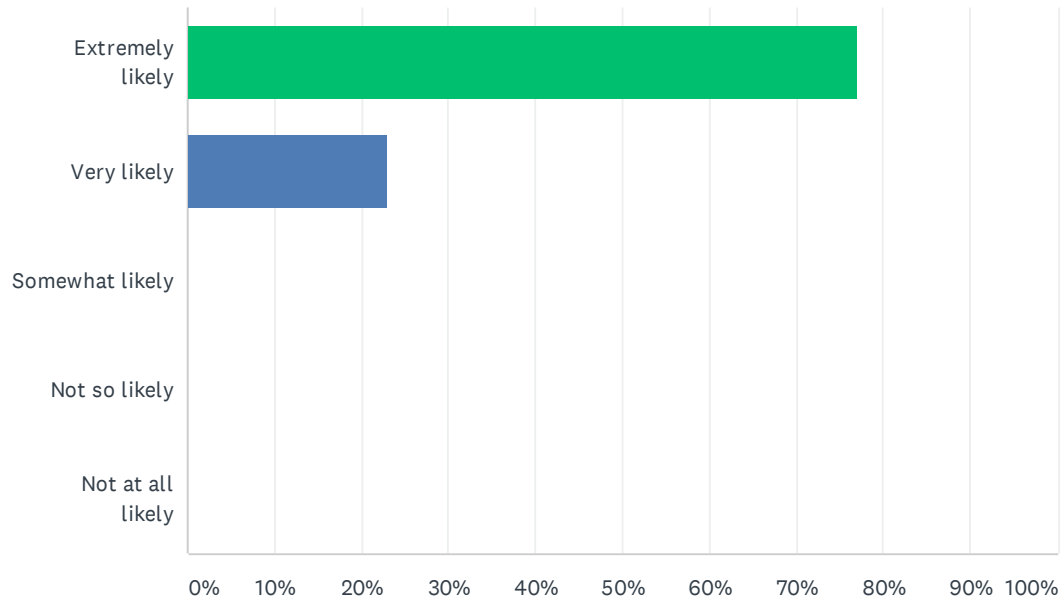


ANSWER CHOICES	RESPONSES	
Lecture: university-style talk to a large audience, using visual aids	100.00%	13
Large Group Discussion: open forum which allows audience to pose questions to presenter(s)	15.38%	2
Small Group Discussion: breakout sessions where attendees form small groups moderated by faculty	0.00%	0
Case Study: a lecture which centers around a specific case or cases relevant to the topic	30.77%	4
Role Play: interactive, audience participation-based scenarios such as a mock trial	0.00%	0
Total Respondents: 13		



# Q13 The Center for Legal Education is an accredited course provider through the New Mexico State Bar Foundation. How likely are you to attend a future Center for Legal Education course?

Answered: 13 Skipped: 1



ANSWER CHOICES	RESPONSES	
Extremely likely	76.92%	10
Very likely	23.08%	3
Somewhat likely	0.00%	0
Not so likely	0.00%	0
Not at all likely	0.00%	0
TOTAL		13